



## General Performance Data

Engine	Brand	SDEC
	Model	6DTAA8.9-G21
Control module	DEEP SEA 6120	
Starting voltage	V	12V
Frequency	Hz	50
Number of phases	3	

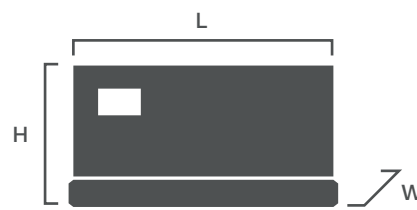
	Prime	Standby	
Power kVA	200	220	
Power kW	160	176	
Rated speed	r.p.m	1500	
Standard voltage	V	400	230
Available voltages	V	380/220	415/240
Power factor	Cos Phi	8	

## Open



Dimension			
Length (L)	mm	2600	
Height (H)	mm	1835	
Width (W)	mm	1035	
Weight	Kg	2060	
Fuel Tank	L	450	

## Silent



Dimension			
Length (L)	mm	3608	
Height (H)	mm	2007	
Width (W)	mm	1144	
Weight	Kg	2600	
Fuel Tank	L	450	

## Fuel Consumption

Rated Output	g/KW.h	L/h
100% Standby	0000	49.6
100% Prime	0000	44.1
75% Prime	0000	32.8
50% Prime	0000	22.8
25% Prime	0000	0000

## Standards Followed

ISO9001	ISO14001
ISO8528	ISO12100
ISO13849	EN12601
GB12786	GB/T2820
IEC60034	IEC60204
CE	RETIE

## General Engine Data


Engine brand	SDEC	
Engine ref.	6DTAA8.9-G21	
Engine type	4-stroke diesel	
Governor type	Electronic	
Injection	Direct	
Aspiration	Turbo charged and Intercooled	
Number of cylinders and arrangement	6 - L	
Bore and stroke	mm	114x144

Displacement	L	8.82
Cooling system	Water	
Lube oil consumption with full load	0.5%-1% of fuel	
Compression ratio	18:1	
Engine oil capacity	L	19
Total coolant capacity	L	28.6
Air filter	Type	Dry

Diesel engine	Dry air filter
4-stroke cycle	Radiator with pusher fan
Water-cooled	Electronic governor
12V electrical system	Hot parts protection
Water separator filter	Moving parts protection

### Optionals

Water jacked heater
Radiator water level sensor
Oil heater
Heavy duty air filter




## Alternator Specifications

Brand	Stamford/AGG	
Number of phase	3	
Power factor	0.8	
Poles	4	
Winding Connections (standard)	Star- Series	
Insulation	H class	
Enclosure (according IEC-34-5)	IP23	

Model	KK274K	
Excitation system	Auxiliary coil brush-	
Voltage regulator	Electronic	
No. of bearings	Single Bearing	
Coupling system	Flexible disc	
Coating type	Standard (Vacuum impregnation)	

### Optionals

Self-excited and self-regulated	Alternator pre-heater
IP23 protection	Winding temp. measuring instrument
H class insulation	PMG / AREP / MAUX



## Application Data

Fuel system	Open	Silent
Fuel oil specifications	450	450
Standard fuel tank capacity	L	DIESEL

Air system		
Intake air flow	L/s	ND
Cooling air flow	m <sup>3</sup> /s	ND

Exhaust system		
Maximum exhaust temperature	°C	600
Exhaust gas flow	L/s	39.5m <sup>3</sup> /min
Maximum allowed back pressure	kPa	6

Starting system		
Starting power	kW	4
Recommended battery	Ah	2X80Ah(580CCA)
Number of batteries		2
Auxiliary voltage	Vdc	24V

## Genset version

Steel chasis	High mechanical strength
Emergency stop button	Epoxy polyester powder coating
Anti-vibration shock absorbers	Fuel tank drain plug
Chassis with integrated fuel tank	Steel residential silencer - 20dbA attenuation
Fuel level gauge	Battery charger

### Optionals

Trailer type

 Water-cooled

 Three phase

 50 Hz

 Diesel

 Dual-wall fuel tank

Optional

## Standard reference conditions

Ambient conditions of reference according to ISO 8528-1:2018 normative: 1000 mbar, 25°C, 30% relative humidity.

Weights and dimensions based on standard products. Illustrations may include optional equipment. Technical data described in this catalogue correspond to the available information at the moment of printing.

## Control Panel Data

Features of the control panel	Basic Model (Standard)	Advanced Model (Optional)
Voltage between phases	o	o
Voltage between neutral and phase	o	o
Current intensities	o	o
Frequency	o	o
Apparent power (kVA)	o	o
Active power (kW)	o	o
Reactive power (kVAr)	o	o
Power factor	o	o
Voltage between phases	o	o
Emergency stop	o	o
Binary inputs	6/6	7/7
Analog inputs	3	3
2x10A Current outputs	o	-
I/O Configuration	o/o	o/o
D+ Function	o/o	o/o
Speed sensor	o/o	o
Amf/Mrs	o	o
GCB/MCB	o	o
3ph voltage measurement Gen./Mains	o	o
3ph current measurement	o	o
kW / kWh / kVA	o	o
Engine reading	o	o
Engine protection	o	o
Alternator protection	o	o
Earth current protection	o	o
History file	150	350
RTC/Battery	o/-	o/o
PLC	-	-
4G	x	-
Airgate	-	x
ECU CAN	o	o
MODBUS	x	x
MODBUS IP	x	x
SNMP	-	x
SNMP TRAPS	-	-
RS232	x	x
RS485	x	x
GSM/GPRS modem	x	x
Remote screen	x	x
Software for PC	x	x

Standard: o    Optional: x    Not Available: -